


# Adding Rumple To Your Apple Device

## IOS (iPhone)

**Step 1:** Open up the Safari browser (  ) on your mobile device and go to <http://login.rumple.com>

**Step 2:** Touch the square arrow button at the bottom of the screen and select the option “add to home screen”.

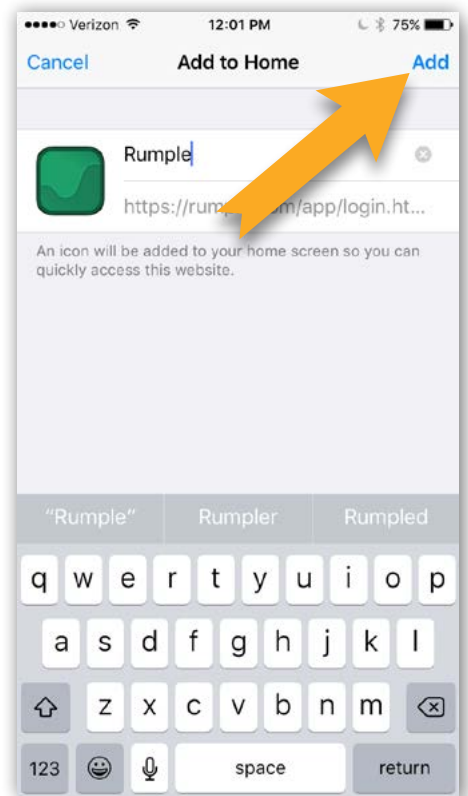
**Step 3:** Touch the “Add” prompt located at the top right corner of the screen.



Step 1



Step 2



Step 3



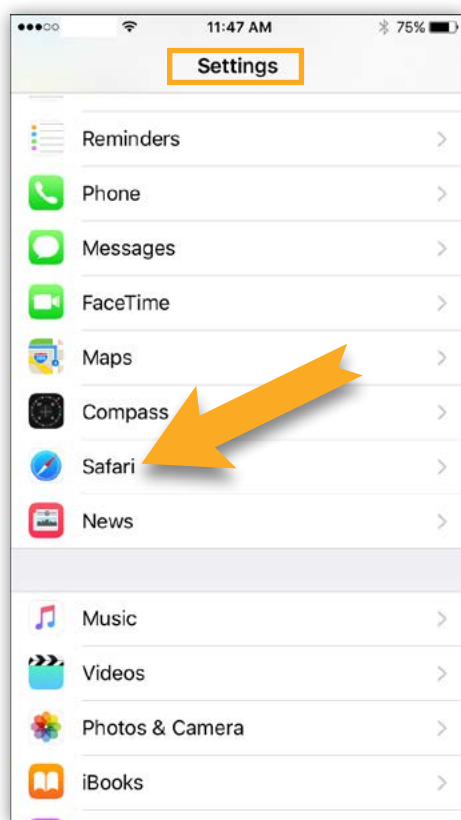
# Saving Your Password-**IOS**

If your username and password are not saving when clicking on the app, do the following:

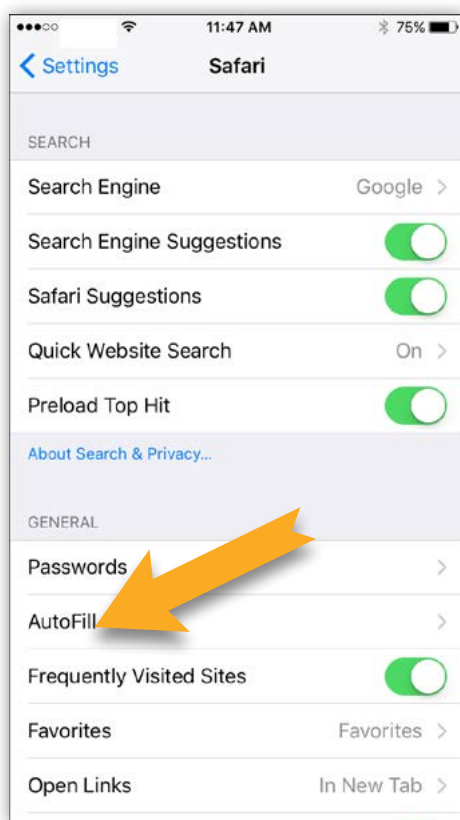
**Step 1:** Open up the settings (  ) on your iPhone and touch “Safari”.

**Step 2:** Touch the “AutoFill” button

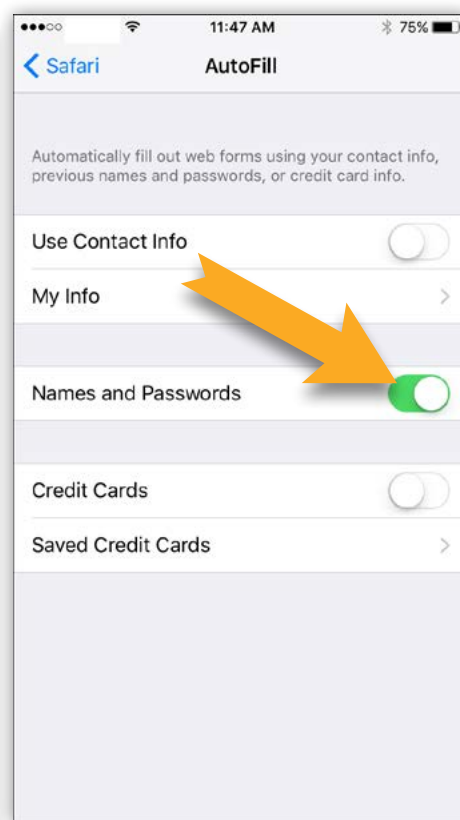
**Step 3:** Turn on the “Names and Passwords” button



Step 1



Step 2



Step 3

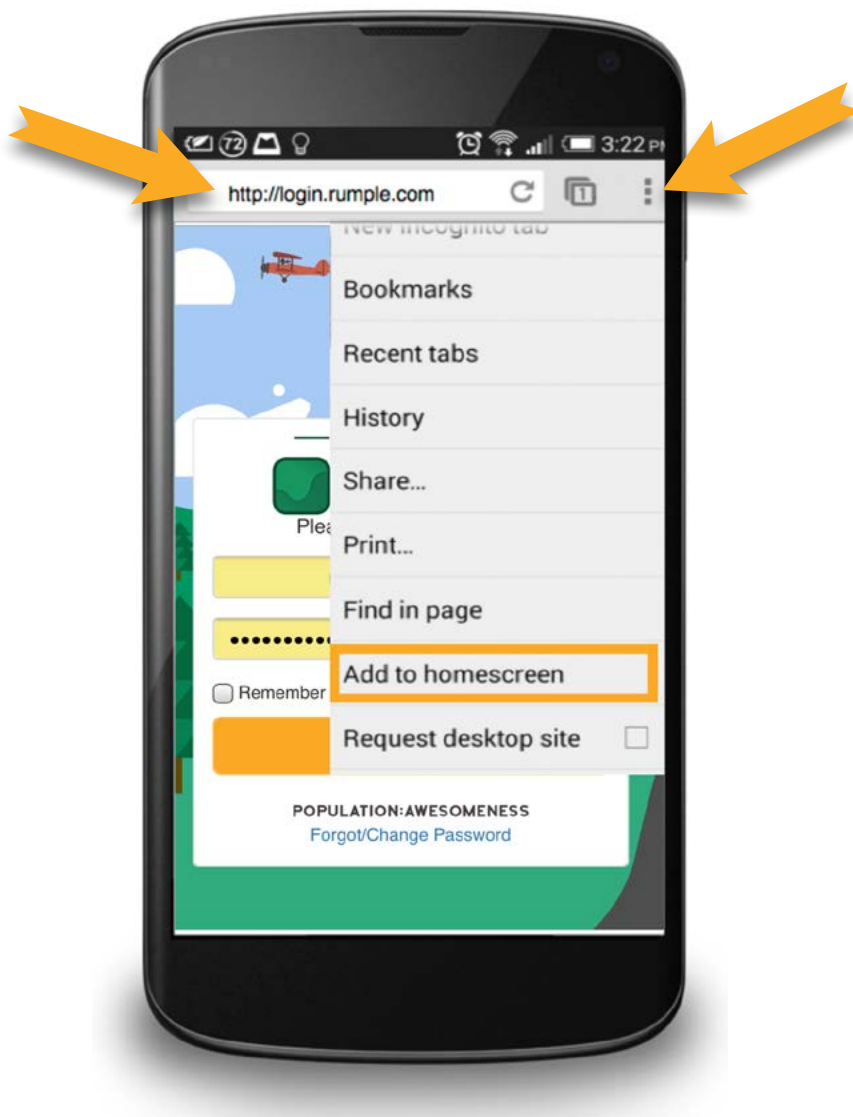
# Adding Rumble To Your Android Device

---

## ANDROID

**Step 1:** Launch Chrome () and open the website <http://login.rumple.com> on your mobile device.

**Step 2:** Tap the menu button (Usually located on the upper right hand corner of your device) and tap “add to home screen”.



# Saving Your Password-Android

**Step 1:** Launch Chrome () and open the website <http://login.rumple.com> on your mobile device.

**Step 2:** Tap the menu button (Usually located on the upper right hand corner of your device) and tap “add to home screen”.

